



WIRE ROPE BLOCKS

WIRE ROPE SNATCH BLOCKS



WIRE ROPE REEVING BLOCKS



SWL (kg)	Sheave dia (mm)	Rope dia (mm)
500	100	10 - 13
1 000	125	10 - 13
2 000	150	10 - 13
3 000	200	13 - 16
5 000	250	16 - 20
7 500	300	16 - 20
10 000	350	20 - 22


- SNATCH BLOCKS AVAILABLE UP TO 40 TON CAPACITY FOR USE WITH 38mm DIAMETER STEEL WIRE ROPE —
- REEVING BLOCKS AVAILABLE IN EXCESS OF 100 TON CAPACITY —
 - GREASE NIPPLES FOR POSITIVE LUBRICATION —
 - AVAILABLE WITH FORGED STEEL HOOK, SWIVEL OVAL EYE, SWIVEL SAFETY SHACKLE, OR LINK AND SHACKLE —

MANILA ROPE BLOCKS


GIN BLOCKS



PULLEY BLOCKS



RUNNING OUT BLOCKS



- MANILA PULLEY BLOCKS AVAILABLE IN SINGLE, DOUBLE AND TREBLE SHEAVES FOR USE WITH 10mm TO 24mm DIAMETER NATURAL AND SYNTHETIC FIBRE ROPES —
- GIN BLOCKS AVAILABLE IN 200 kg, 300 kg AND 400 kg CAPACITIES —
- 1000 kg RUNNING OUT BLOCKS WITH NYLON SHEAVE WHEEL —